












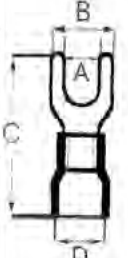
TERMINALS

<p>TN-11</p>  <p>LENGTH WIDTH THICKNESS 15.5 3.7 0.30</p>	<p>TN-12</p>  <p>LENGTH WIDTH THICKNESS 19.2 6.3 0.40</p>	<p>TN-13</p>  <p>LENGTH WIDTH THICKNESS 24.3 7.8 0.40</p>	<p>TN-21</p>  <p>LENGTH WIDTH THICKNESS 19.8 7.50 0.40</p>
<p>TN-22</p>  <p>LENGTH WIDTH THICKNESS 15.5 5.5 0.40</p>	<p>TN-31</p>  <p>LENGTH WIDTH THICKNESS 17.5 13.5 0.40</p>	<p>TN-32 TN-33</p>  <p>LENGTH WIDTH THICKNESS 15.5 3.7 0.40</p>	<p>TN-41</p>  <p>LENGTH WIDTH THICKNESS 20.4 2.80 0.40</p>
<p>TN-42</p>  <p>LENGTH WIDTH THICKNESS 24.5 6.3 0.35</p>	<p>TN-43</p>  <p>LENGTH WIDTH THICKNESS 29.3 7.8 0.40</p>	<p>TN-51</p>  <p>LENGTH WIDTH THICKNESS 18.0 4.8 0.40</p>	<p>TN-52</p>  <p>LENGTH WIDTH THICKNESS 20.5 11.5 0.40</p>
<p>TN-53</p>  <p>LENGTH WIDTH THICKNESS 17.0 7.3 0.40</p>	<p>TN-61</p>  <p>LENGTH WIDTH THICKNESS 18.0 4.0 0.40</p>	<p>TN-62 TN-64</p>  <p>LENGTH WIDTH THICKNESS 7.3 4.8 0.30</p>	<p>TN-63</p>  <p>LENGTH WIDTH THICKNESS 12.0 4.5 0.40</p>
<p>TN-70</p>  <p>L W SCREW THICKNESS SIZE 13.0 6.0 3.3 0.5</p>	<p>TN-71</p>  <p>L W SCREW THICKNESS SIZE 19.5 9.0 4.3 0.5</p>	<p>TN-72</p>  <p>L W SCREW THICKNESS SIZE 19.5 9.0 5.3 0.5</p>	<p>TN-73S</p>  <p>L W SCREW THICKNESS SIZE 19.5 9.0 6.3 0.65</p>
<p>TN-73L</p>  <p>L W SCREW THICKNESS SIZE 22.5 12.0 6.3 0.65</p>	<p>TN-74S TN-74L</p>  <p>L W SCREW THICKNESS SIZE 27.0 12.7 8.3 0.65</p>	<p>TN-75</p>  <p>L W SCREW THICKNESS SIZE 33.5 17.0 9.5 0.75</p>	<p>TN-76</p>  <p>L W SCREW THICKNESS SIZE 19.5 9.0 4.5 0.5</p>

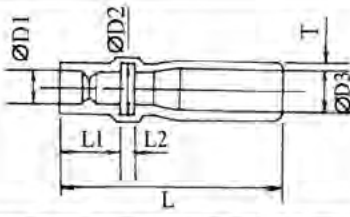
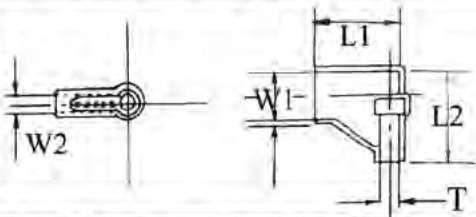
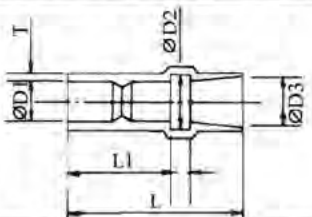
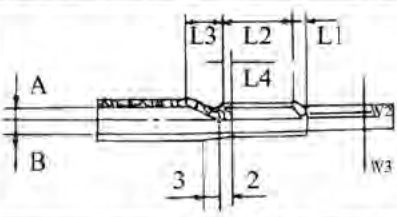
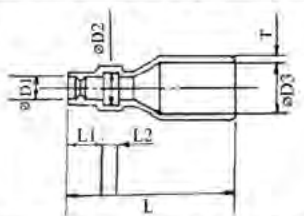
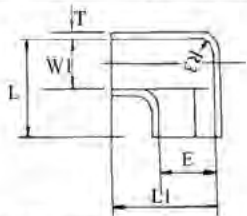
TERMINALS

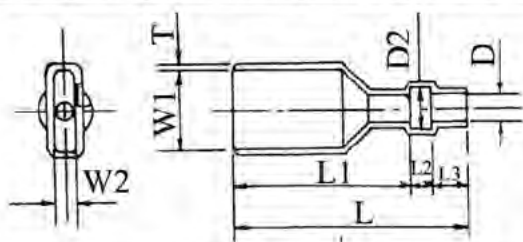
<p>TN-101</p>  <p>_____</p> <p>BATTERY HOLDER</p>	<p>TN-102</p>  <p>_____ 240 _____</p> <p>BATTERY HOLDER</p>	<p>TN-102L</p>  <p>_____ 290 _____</p> <p>BATTERY HOLDER</p>	<p>TN-103 HITACHI TYPE STARTER SCREWBOLT</p>  <p>_____ 160 _____</p> <p>ISUZU ELF</p>
<p>TN-104 HITACHI TYPE STARTER SCREWBOLT</p>  <p>_____</p> <p>ISUZU ELF</p>	<p>TN-80</p>  <p>LENGTH WIDTH THICKNESS 17 5.0 0.40</p>		

TERMINALS

TNR	TNR NO.	A	B	C	D	E	F	DIM mm ²	TNRF	TNRF NO.	A	B	C	D	F	COLOR	DIM mm ²																		
 	1.5-3	3.7	8.0	15.5	3.3	1.7	0.8	0.5-1.5		1.5-3	3.7	8.0	20.5	4.0	0.8	RED	0.5-1.5																		
	1.5-4	4.3								1.5-5	5.3							1.5-6	6.4	1.5-8	8.4	1.5-10	10.5	13.6	25.2										
	2.5-3	3.7								2.5-4	4.3							2.5-5	5.3	9.5	17	2.5-6	6.4	12.0	21.5	2.5-8	8.4	12.0	21.5	2.5-10	10.5	13.6	25.2		
	4-4	4.3	8.0	17.7						5.0	3.0	1.0	2.5-4					4-5	5.3	4-6	6.4	12.0	21.4	4-8	8.4	15.0	26.5	4-10	10.5	15.0	26.5				
	6-4	4.3																9.5	19.5	5.4	3.4	1	4-6	6-5	5.3	6-6	6.4	12.0	23.0	6-8	8.4	15.0	27.5	6-10	10.5
	10-5	5.3	10-6	6.4																				10-8	8.4	15.0	30.0	10-10	10.5	15.0	30.0	10-12	13.0	20.2	33.5
	16-5	5.3	12.0	27.5	8.8	5.8	1.5	16.0						16-6	6.4	16-8	8.4	16.0	32.0					16-10	10.5	22.0	41.0								
	1.5-7A	6.5								21.0	3.3	RED	0.5-1.5																						
	2.5-7A		4.0	BLUE							1.5-2.5																								
	6-7A		23.0	5.5							YELLOW	4-6																							
	TNY NO.	B	C	D	COLOR	DIM mm ²																													
	1.5-7B	6.5	21.0	3.3	RED	0.5-1.5																													
	2.5-7B			4.0	BLUE	1.5-2.5																													
	6-7B			23.0	5.5	YELLOW	4-6																												
	 	TNY NO.	A	B	C	D	E	F		DIM mm ²	TNYF	TNYF NO.	A	B	C	D	F	COLOR	DIM mm ²																
		1.5-3	3.7	5.7	16.0	3.3	1.7	0.8		0.5-1.5		1.5-3	3.7	5.7	21.0	4.0	0.8	RED	0.5-1.5																
		1.5-4	4.3	6.4								1.5-5	5.3	7.2						2.5-3	3.7	6.2	2.5-4	4.3	7.2	21.0	4.5	0.8	BLUE	1.5-2.5					
		4-4	4.3	8.0								18.3	5.0	3.0						1.0	2.5-5	4-5	5.3	4-6	6.4	12.0	24.0	6.0	1.0	BLA	2.5-4				
		6-3	3.7		7.2	18.5	5.5	3.4		1.0					4-6	6-4	4.3	6-5	5.3			8.2	27.0	6.5	1.0	YELL	4-6								
		1.5-7A	6.5	21.0								3.3				RED	0.5-1.5																		
2.5-7A		4.0			BLUE	1.5-2.5																													
6-7A		23.0			5.5	YELLOW			4-6																										
TNY NO.		B	C	D	COLOR	DIM mm ²																													
1.5-7B		6.5	21.0	3.3	RED	0.5-1.5																													
2.5-7B	4.0			BLUE	1.5-2.5																														
6-7B	23.0			5.5	YELLOW	4-6																													

TERMINAL SLEEVES

 SB SERIES UL CAT NO 2B								 SH SERIES UL CAT NO 3										
PART NO	D1	D2	D3	L1	L2	L	T	PART NO	W1	W2	E	L1	L2	T				
SB-30-27	3.0	4.5	5.0	7.0	2.5	27.0	1.0	SH-187-30-12.5	6.0	2.5	3.0	12.5	13.0	1.0				
SB-32-27	3.2	4.5	5.0	7.0	2.5	27.0	1.0	SH-187-30-14	6.0	2.5	3.0	14.0	13.0	1.0				
SB-28-34	2.8	4.5	5.0	7.0	2.5	34.0	1.0	SH-250-25-17	8.0	3.5	2.5	17.0	16.0	1.0				
SB-30-34	3.0	4.5	5.0	7.0	2.5	34.0	1.0	SH-250-30-17	8.0	3.5	3.0	17.0	16.0	1.0				
SB-32-34	3.2	4.5	5.0	7.0	2.5	34.0	1.0	SH-250-40-17	8.0	3.5	4.0	17.0	16.0	1.0				
SB-35-34	3.5	4.5	5.0	7.0	2.5	34.0	1.0	SH-250-50-17	8.0	3.5	5.0	17.0	16.0	1.0				
 SA SERIES UL CAT NO 2A								 ST-F SERIES UL CAT NO 20										
PART NO	D1	D2	D3	L1	L2	L	T	PART NO	W1	W2	L	D	L1	L2	L3	W3	A	B
SA-28-14	2.8	4.2	5.0	7.0	2.5	14.0	0.8	ST-110-F	3.8	2.0	23.0	4.2	1.5	7.5	4.0	1.2	1.0	1.2
SA-32-14	3.2	4.2	5.0	7.0	2.5	14.0	0.8	ST-187-F	6.0	2.6	23.0	6.4	2.0	7.5	4.0	1.5	1.3	1.5
SA-35-14	3.5	4.2	5.0	7.0	2.5	14.0	0.8	ST-250-F	8.0	3.2	27.0	8.5	2.0	9.0	4.5	2.1	1.6	1.9
 DA SERIES UL CAT NO 2B								 SH-KMZ SERIES UL CAT NO 4										
PART NO	D1	D2	D3	L1	L2	L	T	PART NO	W1	W2	D	E	L1	L2	T			
DA2-28	2.8	4.5	7.5	5.0	3.0	26.0	1.0	SH187-KMZ-14	6.0	2.5	3.0	8.0	14.0	13.0	1.0			
DA2-30	3.0	4.5	7.5	5.0	3.0	26.0	1.0	SH250-KMZ-17	8.0	3.5	4.0	10.0	17.0	16.0	1.0			



ST SERIES
UL CAT NO 1

PART NO	W1	W2	D	D2	L1	L2	L3	L	T
ST110-25-23-15.5	4.0	1.8	2.5	3.5	15.5	2.5	5.0	23.0	0.8
ST110-30-23-15.5	4.0	1.8	3.0	4.0	15.5	2.5	5.0	23.0	0.8
ST187-32-23-15.5	6.0	2.3	3.2	4.2	15.5	2.5	5.0	23.0	0.8
ST187-35-23-15.5	6.0	2.3	3.5	4.5	15.5	2.5	5.0	23.0	0.8
ST187-40-23-15.5	6.0	2.3	4.0	5.0	15.5	2.5	5.0	23.0	0.8
ST205-30-24-16.5	6.5	3.2	3.0	4.0	16.5	2.5	5.0	24.0	0.9
ST205-35-24-16.5	6.5	3.2	3.5	4.5	16.5	2.5	5.0	24.0	0.9
ST250-30-26-18	8.0	3.5	3.0	4.0	18.0	3.0	5.0	26.0	1.0
ST-250-32-26-18	8.0	3.5	3.2	4.2	18.0	3.0	5.0	26.0	1.0
ST250-35-26-18	8.0	3.5	3.5	4.5	18.0	3.0	5.0	26.0	1.0
ST250-40-26-18	8.0	3.5	4.0	5.0	18.0	3.0	5.0	26.0	1.0