

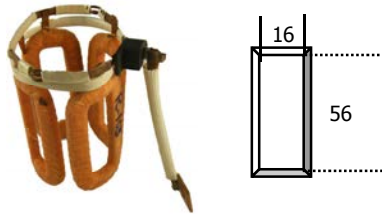
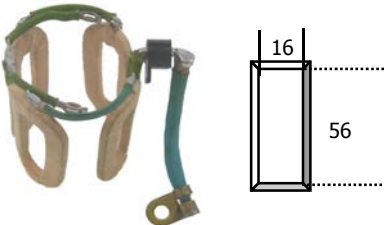

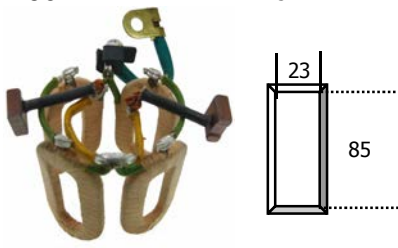










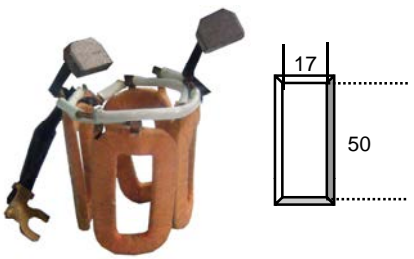


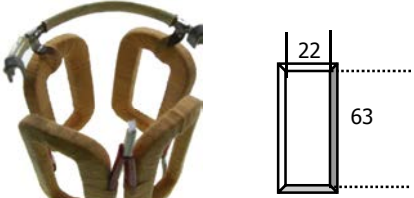
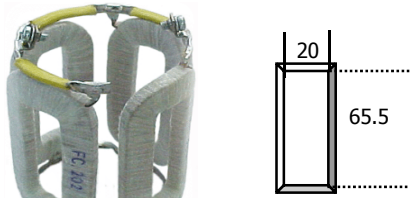
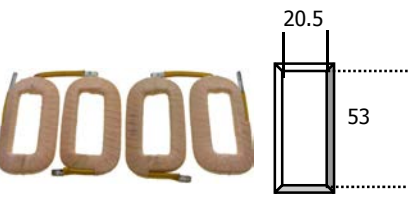
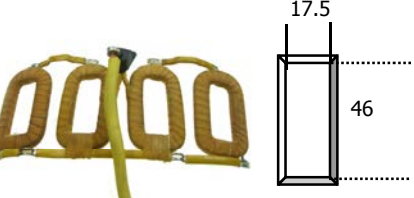
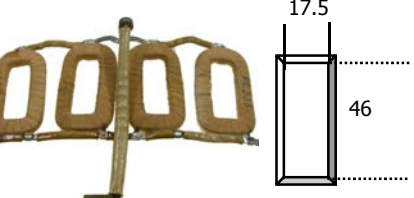
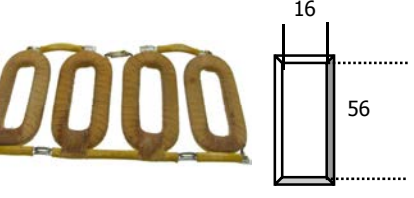
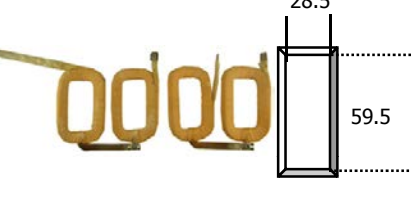
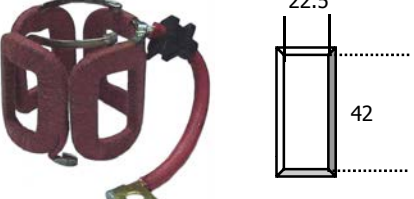
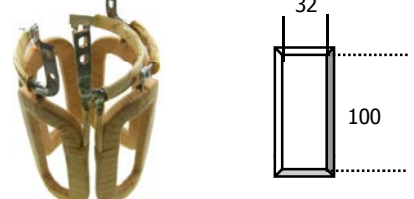

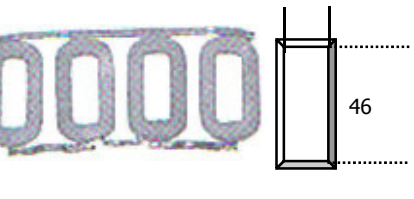




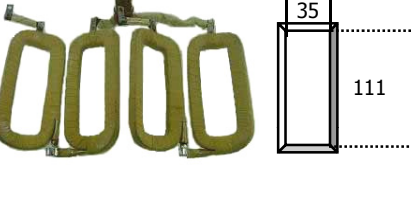
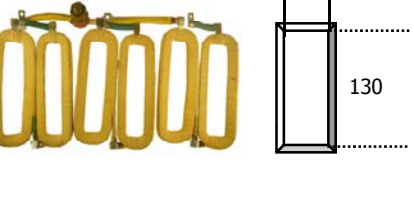

FIELD COILS

G1-1



<p>FC-101 24V. HITACHI TYPE</p>  <p>NISSAN BUS CW-30</p>	<p>FC-102 24V. HITACHI TYPE</p>  <p>NISSAN BUS RDS CW – 45 (REDUCT)</p>	<p>FC-103 12V. HITACHI TYPE</p>  <p>NISSAN BIG – M (REDUCT)</p>
<p>FC-104 24V. HITACHI TYPE</p>  <p>NISSAN BIG – M (REDUCT)</p>	<p>FC-105 12V. HITACHI TYPE</p>  <p>NISSAN CABALL, ISUZU ELF 221</p>	<p>FC-106 12V. HITACHI TYPE</p>  <p>ISUZU ELF 250</p>
<p>FC-107 12V. HITACHI TYPE</p>  <p>NISSAN –720, ISUZU - KBD</p>	<p>FC-108 24V. HITACHI TYPE</p>  <p>NISSAN –CABALL, ISUZU – ELF 85 HP</p>	<p>FC-109 24V. HITACHI TYPE</p>  <p>NISSAN UD 3 - 681</p>
<p>FC-110 24V. HITACHI TYPE</p>  <p>TRACTOR(REDUCT)</p>	<p>FC-111 24V. HITACHI TYPE</p>  <p>NISSAN CW (REDUCT)</p>	<p>FC-112 24V. HITACHI TYPE</p>  <p>NISSAN BUS (REDUCTION GEAR)</p>
<p>FC-113 24V. HITACHI TYPE</p>  <p>NISSAN BUS CW – 45 (REDUC)</p>	<p>FC-114 24V. HITACHI TYPE</p>  <p>ISUZU NPR 120 PC</p>	<p>FC-115 12V. HITACHI TYPE</p> 
<p>FC-116 12V. HITACHI TYPE</p>  <p>ISUZU D-MAX</p>	<p>FC-117 12V. HITACHI TYPE</p> 	

FIELD COILS

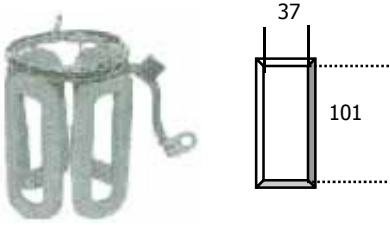
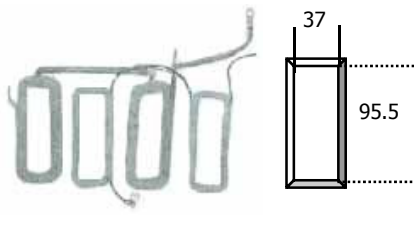
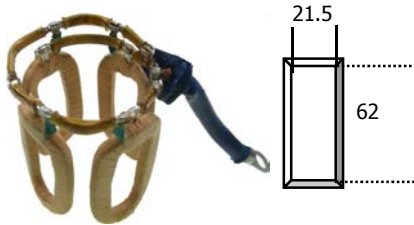
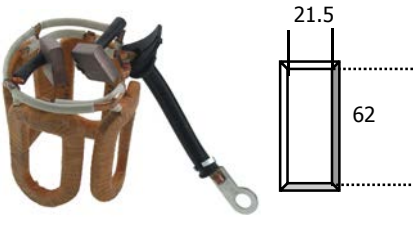
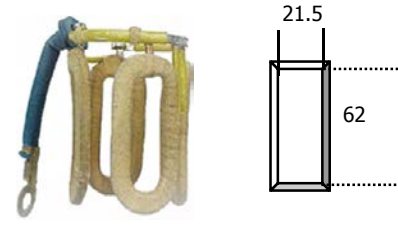
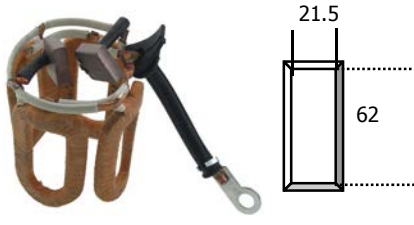
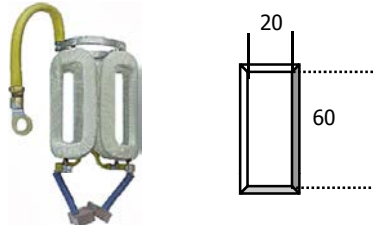
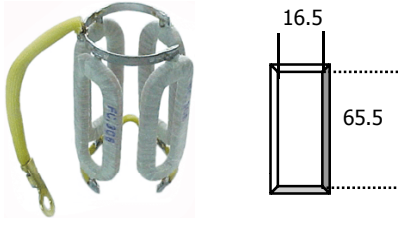
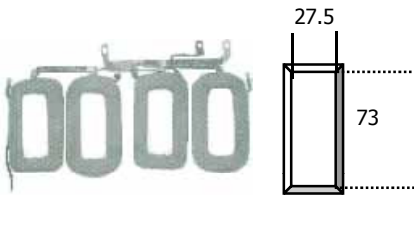
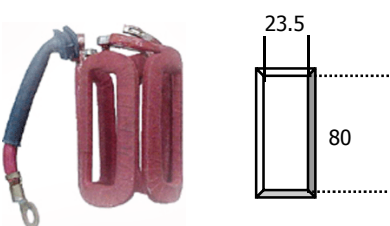
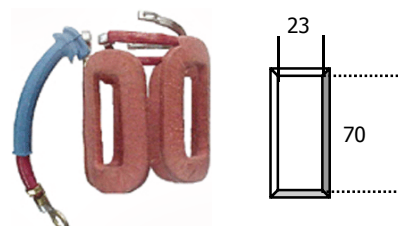
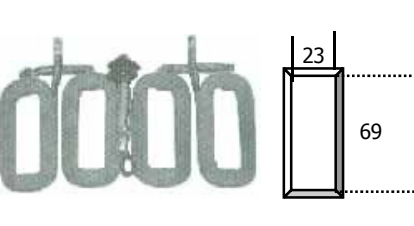
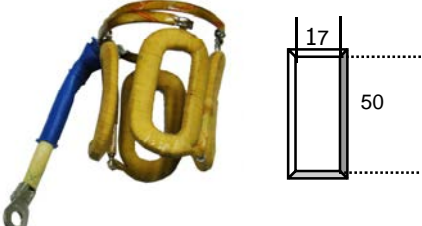

G1-2

<p>FC-201 24V. MITSUBISHI TYPE</p>  <p>MITSUBISHI TRUCK (REDUC)</p>	<p>FC-202 24V. MITSUBISHI TYPE</p>  <p>(REDUC)</p> <p>MITSUBISHI CATERPILLAR TRACTOR</p>	<p>FC-203 24V. MITSUBISHI TYPE</p>  <p>MITSUBISHI FUSO (REDUC)</p>
<p>FC-204 24V. MITSUBISHI TYPE</p>  <p>MITSUBISHI DATSUN MAZDA (REDUC)</p>	<p>FC-205 12V. MITSUBISHI TYPE</p>  <p>MITSUBISHI DATSUN MAZDA (REDUC)</p>	<p>FC-206 24V. MITSUBISHI TYPE</p>  <p>(REDUC)</p> <p>MITSUBISHI TRVLK TYPE LOADER</p>
<p>FC-207 24V. MITSUBISHI TYPE</p>  <p>MITSUBISHI CANTER MAZDA (REDUC)</p>	<p>FC-208 24V. MITSUBISHI TYPE</p>  <p>(REDUC)</p> <p>MITSUBISHI</p>	<p>FC-209 24V. MITSUBISHI TYPE</p>  <p>CATERPILLAR</p>
<p>FC-210 24V. MITSUBISHI TYPE</p>  <p>CATERPILLAR (REDUC)</p>	<p>FC-211 24V. MITSUBISHI TYPE</p>  <p>MITSUBISHI DATSUN MAZDA (REDUC)</p>	<p>FC-212 12V. MITSUBISHI TYPE</p>  <p>MITSUBISHI DATSUN MAZDA (REDUC)</p>
<p>FC-213 24V. MITSUBISHI TYPE</p>  <p>CATERPILLAR</p>	<p>FC-214 12V. MITSUBISHI TYPE</p>  <p>CATERPILLAR</p>	<p>FC-215 24V MITSUBISHI TYPE</p>  <p>MITSUBISHI</p>
<p>FC-221 24V. DELCO-REMY TYPE</p>  <p>CATER PILLAR DODGE GMC FORD</p>	<p>FC-222 24V. DELCO-REMY TYPE</p>  <p>CATER PILLAR 6 FIELD</p>	<p>FC-223 24V DELCO-REMY TYPE</p>  <p>CATERPILLAR</p>

FIELD COILS


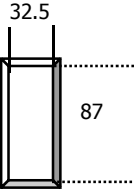

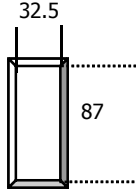

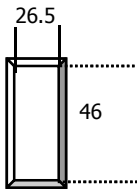

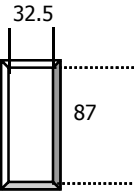

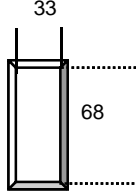
<p>FC-231 12V. LUCAS TYPE</p>  <p>FORD TRACTOR (F5000)</p>	<p>FC-231 S 12V. LUCAS TYPE</p>  <p>FORD TRACTOR (F5000)</p>	

FIELD COILS

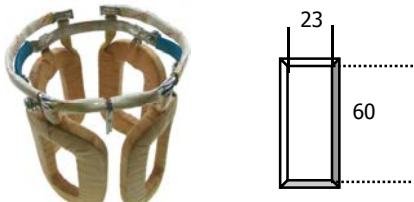


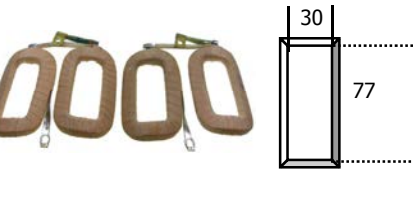


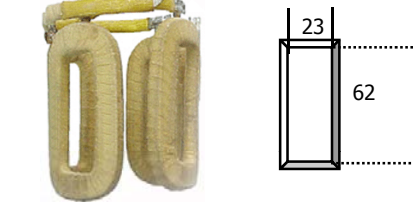
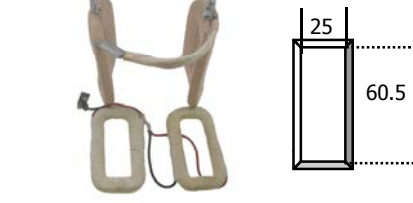

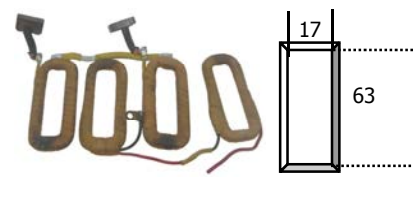

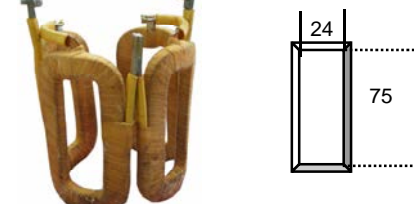
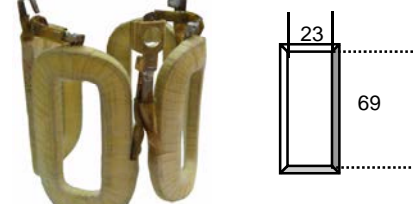

<p>FC-301 12V. NIPPONDENSO TYPE</p>  <p>TOYOTA DYNA, ISUZU ELF</p>	<p>FC-302 24V. NIPPONDENSO TYPE</p>  <p>TOYOTA DYNA, ISUZU ELF</p>	<p>FC-303 12V. NIPPONDENSO TYPE</p>  <p>TOYOTA – HILUX DYNA (REDUC)</p>
<p>FC-303+C 12V. NIPPONDENSO TYPE</p>  <p>TOYOTA – HILUX DYNA (REDUC)</p>	<p>FC-304 24V. NIPPONDENSO TYPE</p>  <p>TOYOTA – DYNA ISUZU – JCM (REDUC)</p>	<p>FC-304+C 24V. NIPPONDENSO TYPE</p>  <p>TOYOTA – HILUX DYNA (REDUC)</p>
<p>FC-305 12V. S NIPPONDENSO TYPE</p>  <p>ISUZU KBZ SHORT (REDUC)</p>	<p>FC-306 12V. L NIPPONDENSO TYPE</p>  <p>ISUZU KBZ LONG (REDUC)</p>	<p>FC-307 24V. NIPPONDENSO TYPE</p>  <p>ISUZU 76 - 78</p>
<p>FC-308 L 24V. NIPPONDENSO TYPE</p>  <p>HINO (REDUCTION GEAR)</p>	<p>FC-308 S 24V. NIPPONDENSO TYPE</p>  <p>HINO (REDUCTION GEAR)</p>	<p>FC-309 24V. NIPPONDENSO TYPE</p>  <p>ISUZU (REDUCTION GEAR)</p>
<p>FC-311 12V R NIPPONDENSO TYPE</p>  <p>ISUZU D-MAX</p>	<p>FC-ND5.5KW-24V NIPPONDENSO TYPE</p> 	

FIELD COILS















G1-5

<p>FC-331 12V. BOSCH TYPE</p>   <p>BENZ</p>	<p>FC-332 24V. BOSCH TYPE</p>   <p>BENZ</p>	<p>FC-333 12V. BOSCH TYPE</p>   <p>BENZ</p>
<p>FC-334 24V. BOSCH TYPE</p>   <p>JOHN DEERE</p>	<p>FC-335 24V. BOSCH TYPE</p>   <p>BENZ SACNIA</p>	

FIELD COILS


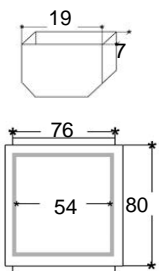
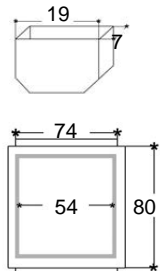


<p>FC-401 24V. NIKKO TYPE</p>  <p>ISUZU KOMATSU, PC – 200 (REDUC)</p>	<p>FC-402 24V. NIKKO TYPE</p>  <p>ISUZU KOMATSU, PC – 120 (REDUC)</p>	<p>FC-403 24V. NIKKO TYPE</p>  <p>ISUZU TRUCK - 68</p>
<p>FC-404 24V. NIKKO TYPE</p>  <p>ISUZU TRUCK - 74</p>	<p>FC-405 R 24V. NIKKO TYPE</p>  <p>0-23000-3010, 5-8110-162-0 ISUZU 4.5 KW (REDUCTION GEAR)</p>	<p>FC-406 L 24V. NIKKO TYPE</p>  <p>1-81100-189-1, 0-23000-1031 ISUZU (REDUCTION GEAR)</p>
<p>FC-407 24V. NIKKO TYPE</p>  <p>ISUZU (REDUCTION GEAR)</p>	<p>FC-408 24V. NIKKO TYPE</p>  <p>ISUZU KOMATSU (REDUCTION GEAR)</p>	<p>FC-409 24V. NIKKO TYPE</p>  <p>ISUZU KOMATSU (REDUCTION GEAR)</p>
<p>FC-410 24V. NIKKO TYPE</p>  <p>ISUZU KOMATSU (REDUCTION GEAR)</p>	<p>FC-411 24V. NIKKO TYPE</p>  <p>ISUZU KOMATSU ND (REDUCT)</p>	<p>FC-412 24V. NIKKO TYPE</p> 
<p>FC-414 24V. NIKKO TYPE</p> 	<p>FC-415 24V.</p> 	

FIELD COILS

<p>FC-501 24V. SAWAFUJI TYPE</p>  <p>HINO - KM - KL</p>	<p>FC-502 24V. SAWAFUJI TYPE</p>  <p>HINO - KT-KL</p>	<p>FC-503 24V. SAWAFUJI TYPE</p>  <p>HINO -EK, EH, FN (REDUCTION GEAR)</p>
<p>FC-504 24V. SAWAFUJI TYPE</p>  <p>HINO -EK, KF, HE (REDUCTION GEAR)</p>	<p>FC-505 L 24V. SAWAFUJI TYPE</p>  <p>HINO KM. (REDUCTION GEAR)</p>	<p>FC-506 24V. SAWAFUJI TYPE</p>  <p>HINO KM. (SMALL SIZE) (REDUCT)</p>
<p>FC-507 24V. SAWAFUJI TYPE</p>  <p>HINO KM (MIDDLE SIZE) (REDUCT)</p>	<p>FC-508 24V. SAWAFUJI TYPE</p>  <p>HINO KM (LARGE SIZE) (REDUCT)</p>	<p>FC-511 24V. SAWAFUJI TYPE</p>  <p>HINO (REDUCTION GEAR)</p>
<p>FC-512 24V. SAWAFUJI TYPE</p>  <p>HINO (REDUCTION GEAR)</p>	<p>FC-513 24V. SAWAFUJI TYPE</p>  <p>HINO (REDUCTION GEAR)</p>	<p>FC-514A 24V.</p> 
<p>FC-514B 24V.</p> 	<p>FC-515 24V.</p> 	

FIELD COILS+CASE

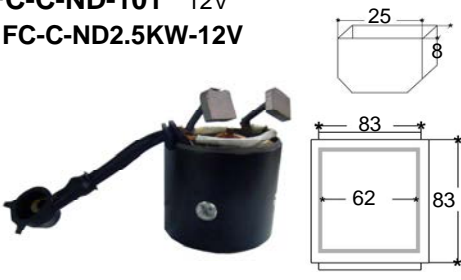


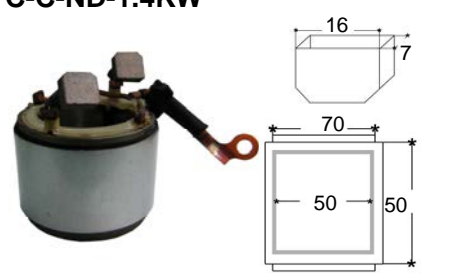
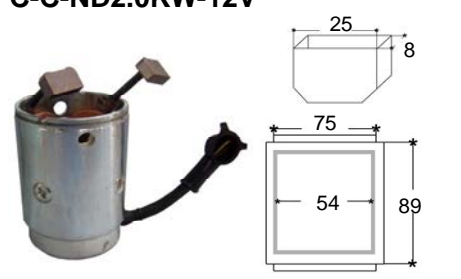

HITACHI TYPE

<p>FC-C-HI-101 12V.</p>  <p>ISUZU TFR 2800</p> 	<p>FC-C-HI-JS660-12V FC-C-HI-103</p>  	<p>FC-C-HI-S13-557A-12V FC-C-HI-104</p>  
<p>FC-C-HI-4HF1-24V</p>  		

FIELD COILS+CASE

G1-9

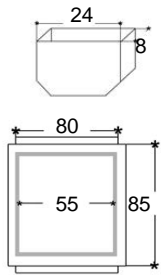
NIPPONDENSO TYPE

<p>FC-C-ND-101 12V FC-C-ND2.5KW-12V</p>  <p>JCM</p>	<p>FC-C-ND4.5KW-24V (FC-C-ND-102 24V.)</p>  <p>JCM 24V.</p>	<p>FC-C-ND0.8KW-12V</p>  <p>TOYOTA ALTIS</p>
<p>FC-C-ND-1.4KW</p> 	<p>FC-C-ND2.0KW-12V</p> 	<p>FC-C-ND5.5-24V</p>  <p>ISUZU JCM 5.5KW</p>

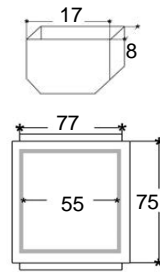
FIELD COILS+CASE

MITSUBISHI TYPE

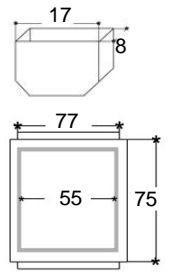
FC-C-MI-KOBEL-24V



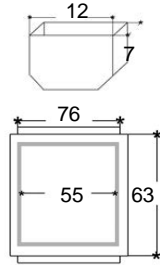
FC-C-MI-4D30-12V



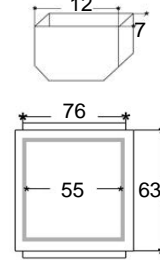
FC-C-MI-4D30-24V



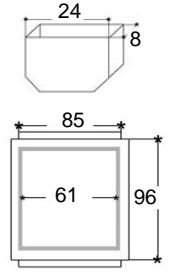
FC-C-MI-4D33-12V

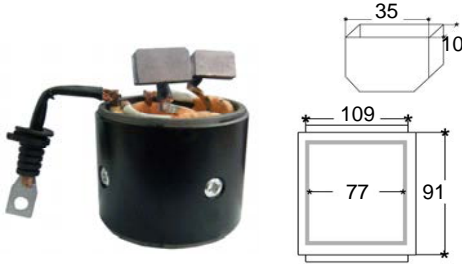

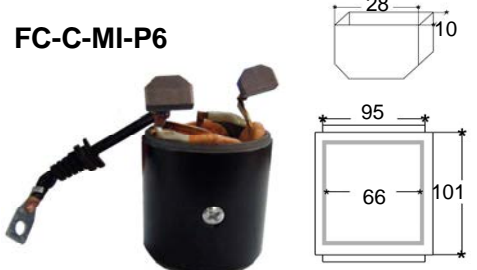

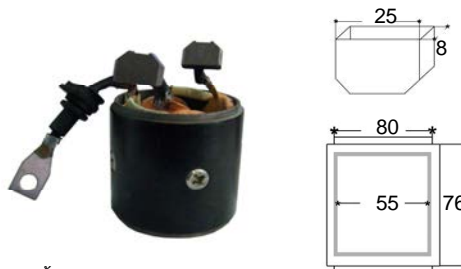


FC-C-MI-4D33-24V



FC-C-MI-6D14-24V

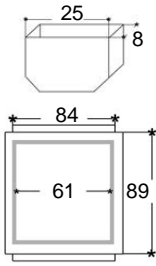



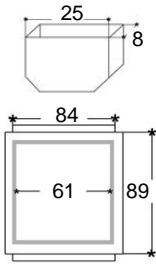
<p>FC-C-SW-HN7KW-24V</p> 	<p>FC-C-SW-07C-24V</p>  <p>HINO HO7C</p>	<p>FC-C-SW-P6-24V</p> <p>FC-C-MI-P6</p> 
<p>FC-C-SW-JO4.5KW-A24V</p>  <p>สายยาว</p>	<p>FC-C-SW-JO4.5KW-B24V</p>  <p>สายสั้น</p>	

FIELD COILS+CASE

NIKKO TYPE

FC-C-NK-4.5KW-24V

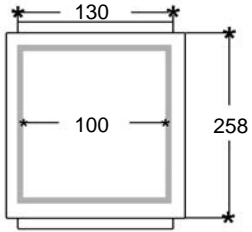


<p>FC-C-NK-4.5KW-24V</p>  		

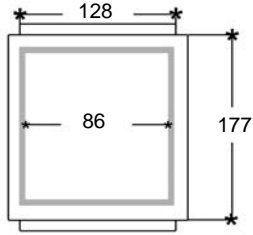
FIELD COILS+CASE

DELCO TYPE

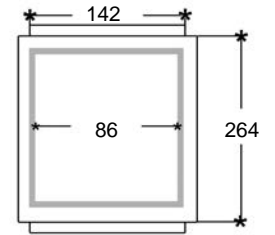
FC-C-DC-40MT-24V




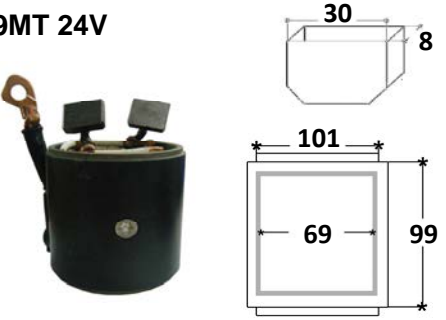

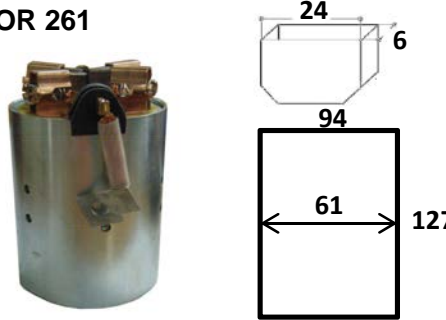
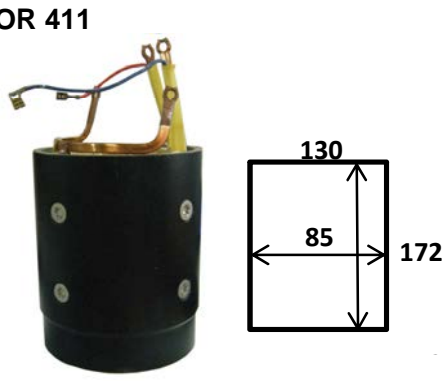
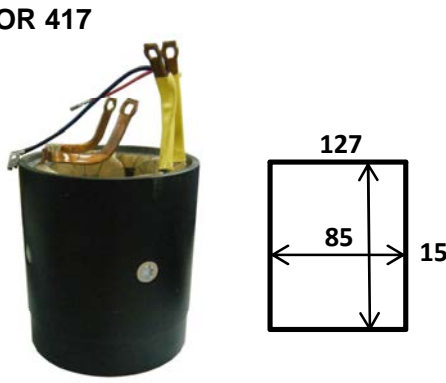
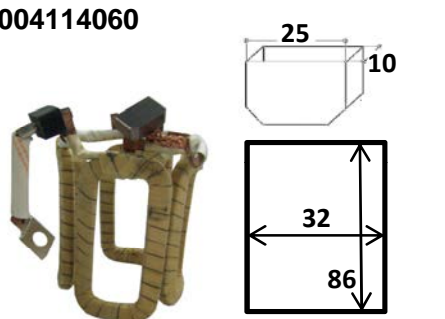
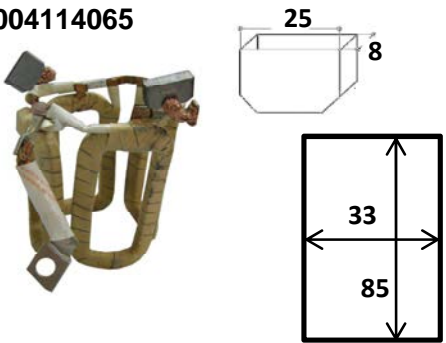
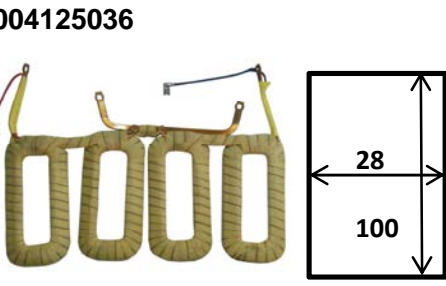
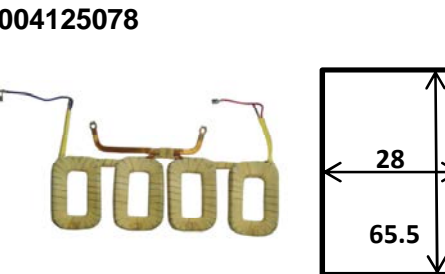
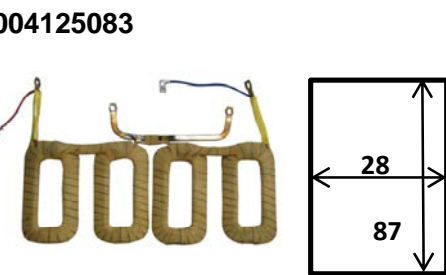
FC-C-DC-42MT-24V



FC-C-DC-50MT-24V



FIELD COILS

<p>39MT 12V</p> 	<p>39MT 24V</p> 	
<p>FOR 241</p>  <p>BENZ SCANIA รถหัวลาก</p>	<p>FOR 261</p>  <p>BENZ SCANIA รถหัวลาก</p>	
<p>FOR 411</p> 	<p>FOR 417</p> 	<p>2004114060</p>  <p>รถจอนเดียร์-ไมเทด(John Deere)</p>
<p>2004114065</p>  <p>รถจอนเดียร์-ไมเทด(John Deere)</p>	<p>2004125036</p>  <p>VOLVO PENTA(LONG)</p>	<p>2004125078</p>  <p>VOLVO PENTA(SHORT)</p>
<p>2004125083</p>  <p>VOLVO PENTA(MIDDLE)</p>		